


# Eink Quick start guide for FLASH 2.9"

## Panel and FLASH jig connection SOP

### Demo Kit Hardware Description




### Disassembly Instructions


- ① Open FPC connector
- ② Remove EU029TC1 from FLASH jig

### Assembly and Operating Instructions

- ① Open FPC connector
- ② Put EU029TC1's FPC into the connector




- ③ Close FPC connector



- ④ Complete EU029TC1 assembly



- ⑤ Update image via NFC power supply



Smartphone Antenna

FLASH Antenna

Please find out the NFC antenna location of the smartphone before you start to update EPD through FLASH kit.