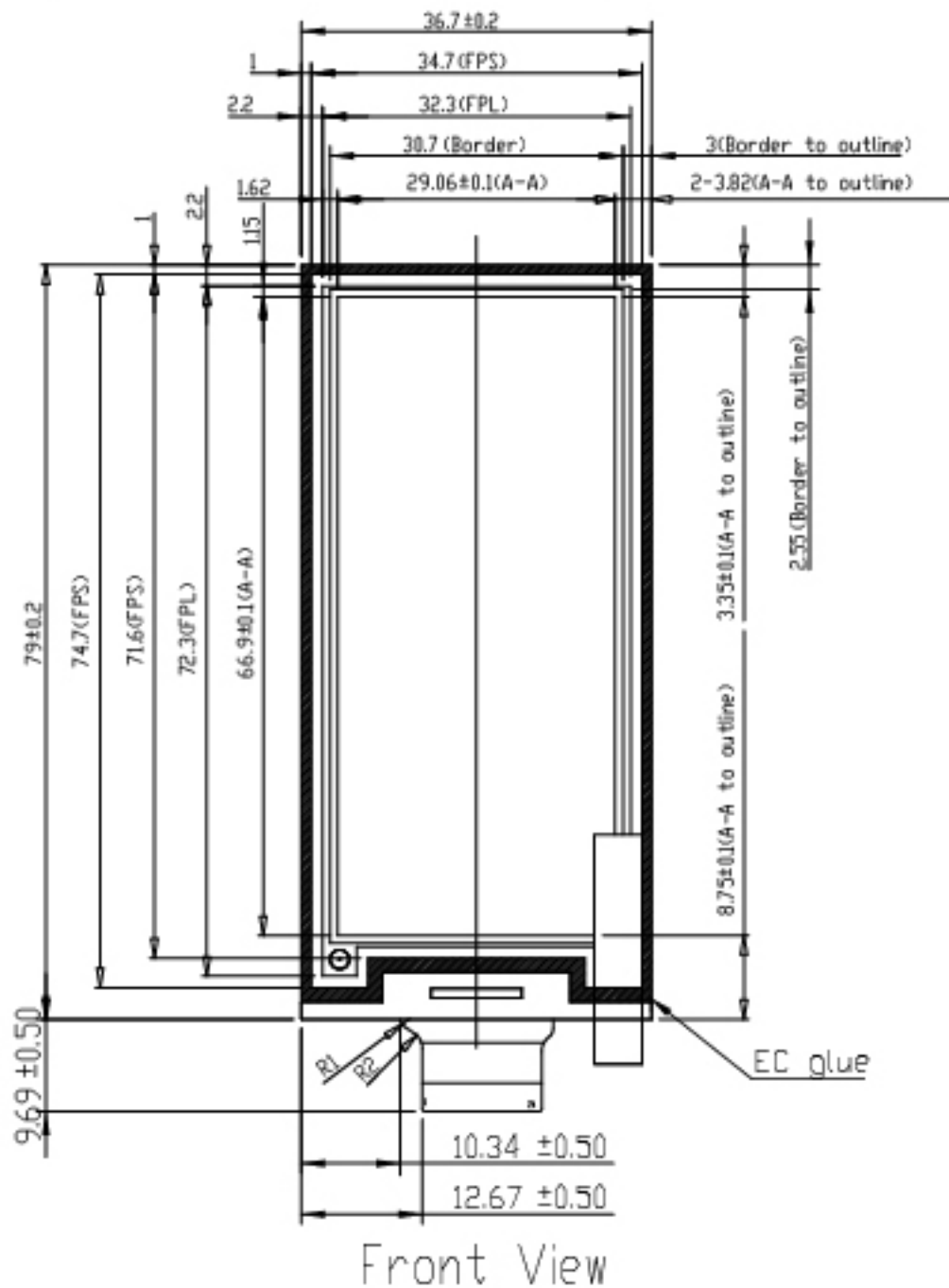



EL029TR1



Mechanical Specifications

Parameter	Specifications
Screen Size	2.9 Inch
Active Area	66.9(H) × 29.06(V) mm
Outline Dimension	79.0(H) × 36.7(V) × 1.15(D) mm


HULK Hardware Description




Button	Function
SW1	Reset
SW2	Next image
SW3	Red image
SW4	Previous image
SW5	Black image

Assembly and Operating Instructions

- 1 Attach the 2.9" panel to HULK



- 2 Connect the mini-USB to HULK



- 3 Connect the mini-USB cable to USB power



- 4 press SW2 Next image
- 5 press SW3 Red image
- 6 press SW4 Previous image
- 7 press SW5 Black image

Disassembly Instructions

- 1 Disconnect the mini-USB from USB power
- 2 Disconnect the mini-USB from HULK
- 3 Detach the 2.9" panel from HULK